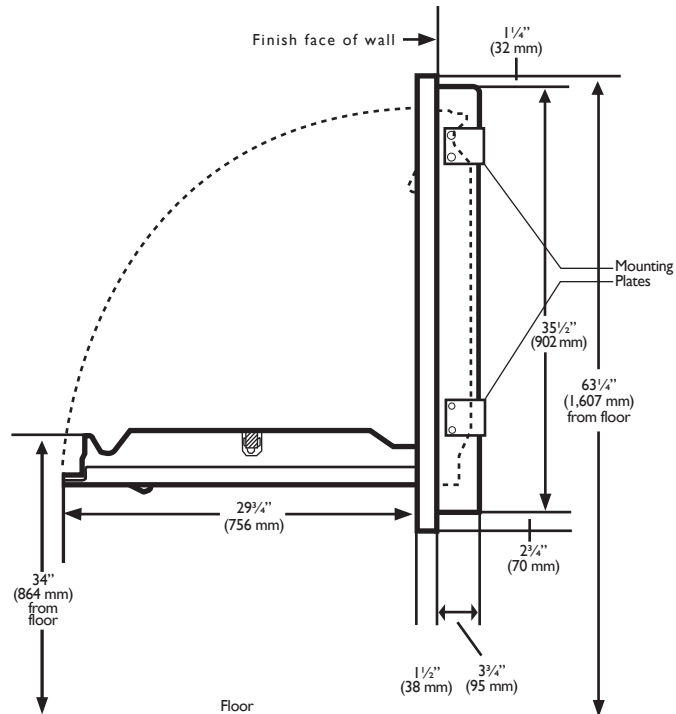
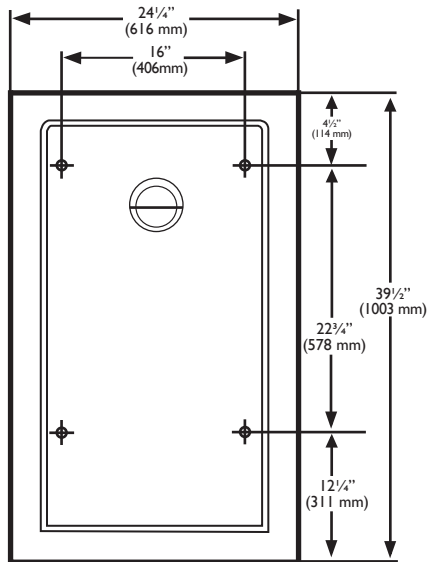




6982 S Quentin St
Centennial, CO 80112
Toll free: 888.733.3456
Main 303.539.8300
Fax: 303.539.8399
www.koalabear.com

VERTICAL RECESSED-MOUNTED STAINLESS STEEL BABY CHANGING STATION

KB111-SSRE



ADA Compliance
(when properly installed)
4.4.1 Max. Protruding Objects
4.2.6 Side Reach
4.27.4 Operation

Rough Opening
22 1/2" (572 mm) Wide
36" (914 mm) High
4" (102 mm) Depth

Continued...

MATERIALS:

FDA approved blow molded high-density polyethylene with Microban® antimicrobial clad in a type 304 brushed stainless steel finish. Reinforced full-length steel-on-steel hinge mechanism, with 11-gauge steel mounting plates and mounting hardware included. Molded in graphics & Safety Messages in six languages. Contoured changing surface area is 420 sq. in (2730 sq. mm) and comes complete with nylon safety straps and bag hooks.

OPERATION:

Concealed pneumatic cylinder and hinge structure provides controlled, slow opening and closing of bed. Stainless steel is easy to clean and resists odors and bacterial growth. Complies with ASTM static load performance requirements when properly installed. Built-in liner dispenser holds approximately 25 KB150-99 sanitary liners.

Warning: To ensure that the unit supports the intended loads, baby changing stations must be properly installed according to the manufacturer's instructions

INSTALLATION:

To ensure proper installation and compliance to building codes, it is recommended that a qualified person or carpenter perform the installation of the unit. The unit must be properly installed onto a permanent wall that is capable of supporting significant weight and can accommodate the supplied installation hardware.

Drilling holes and mounting the station:

1. Remove the station from the shipping container and check for any freight damage. Identify the best location for installing the baby changing station. Hold the unit in place, open the bed, and make sure that there is adequate operating clearance.
2. Select the wall area where the Baby Changing Station will be installed. Measure from the floor, at the center of the stud, and mark the wall at 62" (1575 mm). Hold the unit in place to verify alignment. Cut a hole (22.5" (1575 mm) wide, 36" (902 mm) high, and 4" (102 mm) deep) in the wall and construct mounting frame as shown in Fig 1.0. If the wall surface is masonry or tile over wood studs, use caution when cutting the hole for the unit.
3. The unit comes with two mounting brackets that need to be secured to the mounting frame as shown in Fig 1.0.
4. Place the unit into the recessed area and insert the capped nuts and washers to hold the Baby Changing Station in place. It may be necessary to adjust the door to square by using a shim on the top right or left side of the unit before tightening securely to the wall.

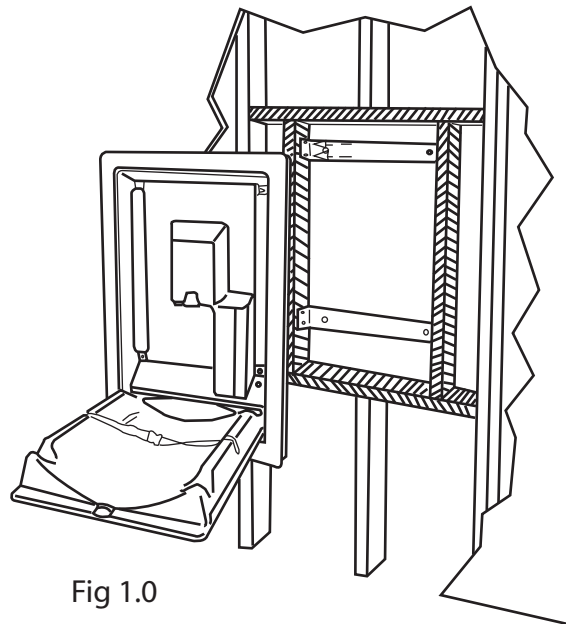


Fig 1.0

SPECIFICATION:

Baby changing station body shall be durable, high-density polyethylene with Microban® antimicrobial clad in a 304 brushed stainless steel finish. Design of unit shall be semi-recess-mounted. Unit shall be equipped with a pneumatic cylinder for controlled opening and closing of bed. Bed shall be secured to back plate with a concealed, full-length steel-on-steel hinge. Unit shall have Microban® antimicrobial embedded into plastic material. No hinge structure shall be exposed on interior or exterior surfaces. Unit shall have 11-gauge steel mounting plates with mounting hardware included. Unit shall conform to ANSI S117.1 Accessible and Usable Building and Facilities, ASTM F 2285-04 Standard Safety Performance Specification for Diaper Changing Tables for Commercial Use, ANSI Z535.4 Product Safety Signs and Labels, ASTM G21 Antifungal, ASTM G22 Antibacterial standards or local code if more stringent installation requirements are applicable for Barrier-Free accessibility. Unit shall comply with ADA regulations when properly installed. Bed shall have smooth concave changing area with a nylon safety strap and two hooks for bags or purses. Unit shall have a built-in Liner Dispenser for use with 3-ply chemical free biodegradable sanitary liners, universal instruction graphics and safety messages in 6 languages. Unit shall be backed by manufacturer's 5-year limited warranty on materials and workmanship, and a 5-year replacement warranty on materials and workmanship, and a 5-year replacement warranty against vandalism. Unit shall be manufactured in the U.S.A.

The illustrations and descriptions herein are applicable to production as of the date of this Technical Data Sheet.

The manufacturer reserves the right to, and does from time to time, make changes and improvements in designs and dimensions without notice.



Koala Kare Products
A Division of Bobrick

6982 S. Quentin Street
Centennial, CO 80112-3945

Main: 303.539.8300
Fax: 303.539.8399

Toll Free: 888.733.3456
www.koalabear.com